

1<sup>st</sup> March 2024

## Avoiding sector concentration with sector equal weight

- Sector concentration is a choice, not an obligation
- A sector equal weight outperformed cap-weighted version
- Sector equal weight enables active sector selection

The rise of sector concentration risk in US and World equity indices is not a new phenomenon, but has recently become pronounced. But funds do not need to aim to track or beat a capitalisation-weighted index. Our World Equity Sector Equal Weight index provides an alternative.

### Sector concentration is a choice, not an obligation

Market capitalisation-based world equity indices are inherently overweight certain sectors such as Technology, while significantly underweight certain sectors such as Energy, Materials, Utilities and Real Estate.

Elston World Equity Sector Equal Weight Index takes an equally weighted approach to world equity sectors which removes the bias towards the highest market cap sectors such as Technology.

Fig.1. Sector allocation (market cap weights vs sector equal weights)

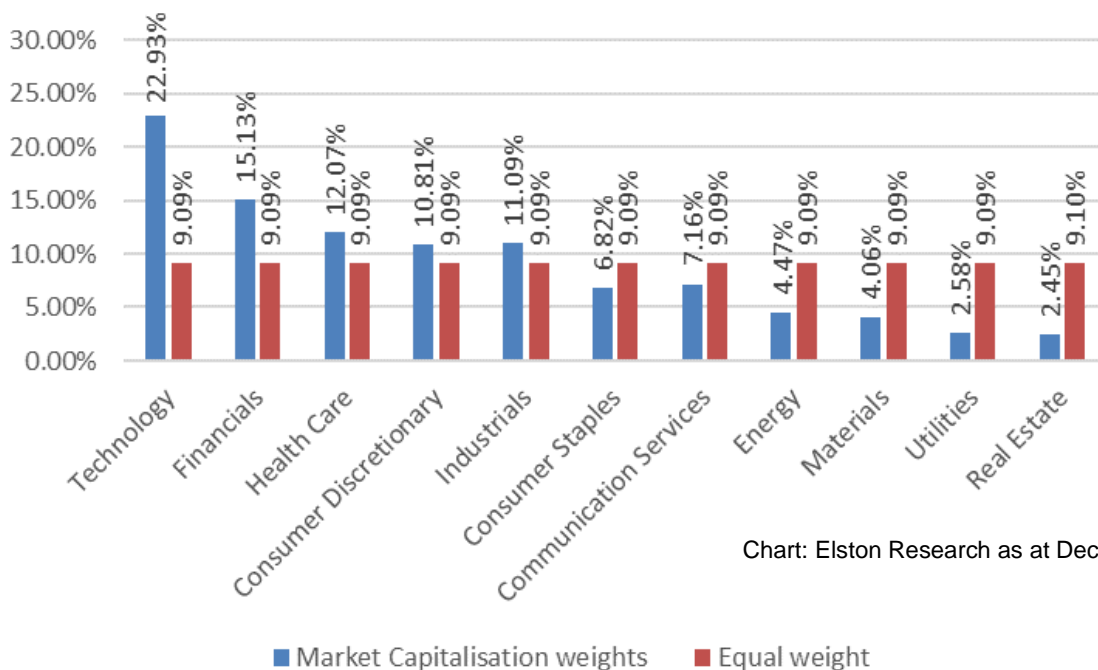


Chart: Elston Research as at Dec-23

### Sector equal weight has outperformed traditional indices in last few years

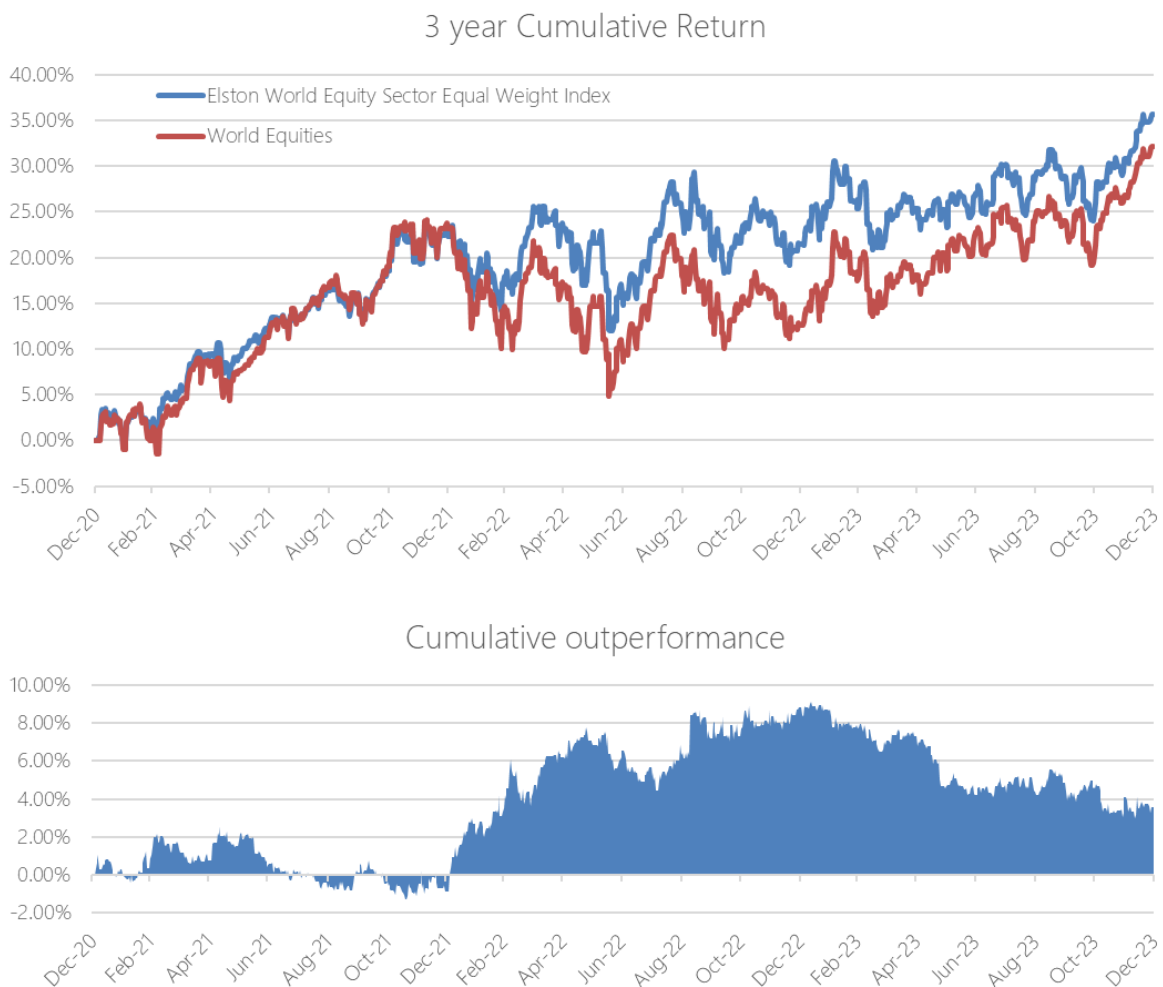
In 2022, overvalued sectors such as Technology had significant underperformance, making cap-weighted indices underperform a sector equal weight strategy.

While in 2023, the Technology sector had significant outperformance compared to the Energy sector.

Over the last three years, cumulative returns have favoured sector equal weight over traditional capitalisation weight. Having an alternative weighting strategy can act as a diversifier.

But that's not the only point. This is about having a more relevant benchmark for active sector selection strategies.

*Fig.2. Cumulative return and relative performance*



Source: Elston research, Bloomberg data

Overtime relative performance will vary: the value of a differentiated index is not in its performance relative to another index, but in providing a relevant benchmark for a differentiated

approach to equity allocation. For example, whether funds are actively selecting sectors relative to a sector equal weight benchmark, or passively tracking an equal weight benchmark, an alternatively weighted index provides a differentiated approach.

### Sector equal weight enables active sector allocation decisions

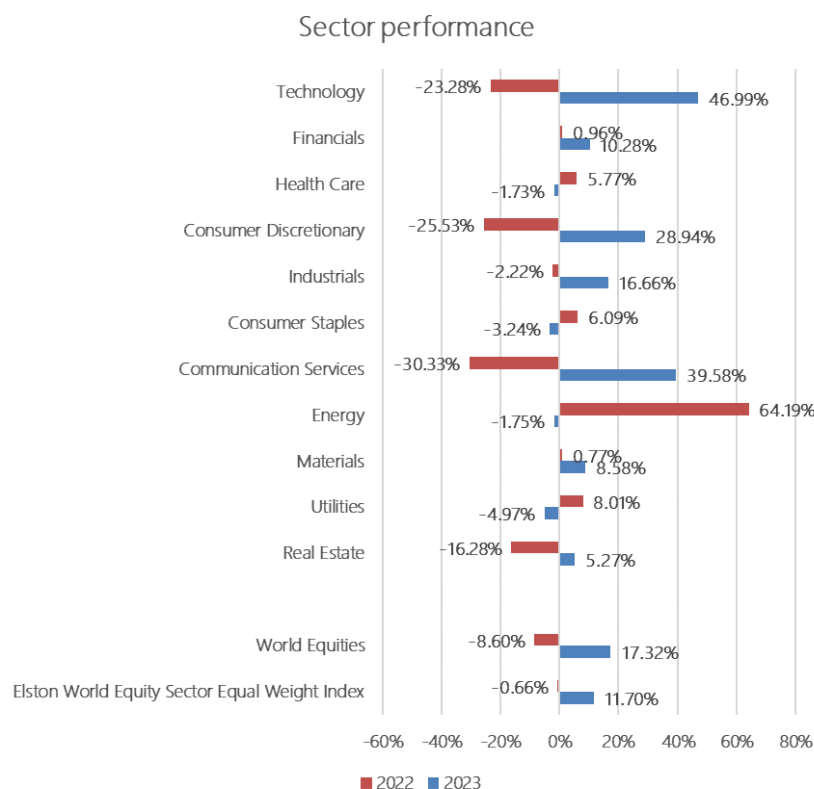
Higher dispersion between securities within an index, enables higher potential for alpha from security or sector selection.

If security or sector performance is very different to the overall index (dispersion is higher), whatever you select, could have performance highly differentiated to the overall index, so the potential for alpha is higher.

If security or sector performance is all similar to the overall index (dispersion is lower), regardless of what you select, performance will also be similar to the overall index, so the potential for alpha is lower.

Recent market shocks have triggered large dispersion in sector performance. The differential between the best performing and worst performing sector in 2023 was a staggering 93 percentage points. The figure for 2022 was 63 percentage points. Both these years show higher than typical dispersion. For active managers, dispersion is your friend as it creates the opportunity for alpha through active sector allocation.

*Fig.3. Sector performance 2022 and 2023*



Source: Elston research, Bloomberg data, in GBP terms

## Summary

Concentration risk is a choice, not an obligation. A sector equal weight approach provides an alternative benchmark both for active managers seeking to actively select sectors, and for passive managers seeking to track an alternatively-weighted index.

In this era of high sector dispersion, active sector selection has potential for alpha.

Henry Cobbe, CFA

Head of Research, Elston Consulting

## Further Reading

<https://www.elstonsolutions.co.uk/insights/category/equity-sectors>



## Find out more

For more insights and information on research, portfolios and indices, visit:

[www.elstonsolutions.co.uk](http://www.elstonsolutions.co.uk) or NH ETF<Go>

[www.elstonsolutions.co.uk](http://www.elstonsolutions.co.uk)

## ABOUT ELSTON

We research, design and build investment solutions with and for asset owners, managers and advisers.

Our Research & CPD focuses on multi-asset strategies, index funds and ETFs.

## NOTICES

With reference to the European Union Directive 2014/65/EU on markets in financial instruments ("MiFID II"): this Report does not provide a recommendation for an action, provides information freely available for public consumption and does not therefore constitute "Research" as defined by MiFID II. This is because this report contains purely factual information on one or several financial instruments or issuers and does not explicitly or implicitly recommend or suggest an investment strategy. It does not therefore constitute an investment recommendation as defined within the meaning of Article 3(1)(35) of EU Markets Abuse Regulation ("MAR"), in conjunction with Article 3(1)(34) of MAR. For further information, please refer to ESMA guidance ESMA70-145-111 Version 12.

With reference to the European Union's Market Abuse Regulation (Regulation (EU) 596/2014): we warrant that the information in this report is presented objectively, and the following commercial interests are hereby disclosed: Elston Consulting Limited creates research portfolios and administers indices that may or may not be referenced in this report. If referenced, this is clearly designated and is to raise awareness and provide purely factual information as regards these portfolios and/or indices.

An "Index" is a Regulated Benchmark. An "Index Portfolio" is not a regulated benchmark but a research portfolio of index-tracking investments with a periodic rebalancing scheme.

All company, product and service names and trademarks used in this article are for identification purposes only and are the property of their respective owners, and their usage does not imply endorsement.

This document is not an advertisement or financial promotion. It is provided for informational purposes only and is not intended to be an offer or solicitation, or the basis for any contract to purchase or sell any security or other instrument, or for Elston Consulting Limited to enter into or arrange any type of transaction as a consequence of any information contained herein.

This document is issued by Elston Consulting Limited registered in England & Wales, registration number 07125478, registered office: 1 King William Street, London EC4N 7AF.

© Elston Consulting Limited. All rights reserved No unauthorised reproduction.